

SPRING-WRAPPED SLIP CLUTCHES



COVERED BY U.S. PATENTS AND PATENTS PENDING

PHONE: 516.328.3300 • FAX: 516.326.8827 • WWW.SDP-SI.COM

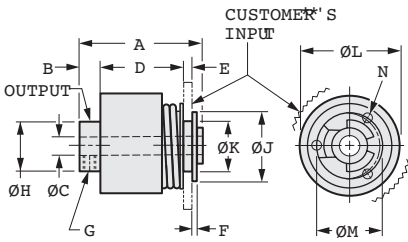


Fig. 1

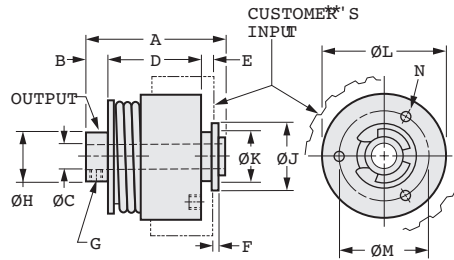


Fig. 2

INCH COMPONENT

Catalog Number	Fig. No.	C Bore +.0010 -.0000	A	B	D	E	F	G	H Dia. Max.	J Dia. Max.	K Dia. +.000 -.001	L Dia.	M Dia.	N	Upper* Limit Torque ozf in.	Max. Dissip. Power Watts
S9940Y-SWC06A02	1	.1248	1.05	.18	.72	.080	.03	#2-56	.51	.45 .33	.374	.63	.500	#0-80 .08 DP.	9 ± 1	1.0
S9940Y-SWC06A03		.1873														
S9940Y-SWC10A03		.1873														
S9940Y-SWC10A04		.2498														
S9940Y-SWC10A05	2	.3123	1.24	.21	.85	.095	.04	#4-40	.88	.68	.499	1.00	.650	#1-72 .10 DP.	20 ± 2	2.4
S9940Y-SWC13A04		.2498														
S9940Y-SWC13A05		.3123														
S9940Y-SWC15A04		.2498														
S9940Y-SWC15A05	1	.3123	1.39	.23	.94	.130	.04	#6-32	1.26	.68	.499	1.50	.925	#2-56 .11 DP.	80 ± 8	9.5
S9940Y-SWC18A04		.2498														
S9940Y-SWC18A05		.3123														
S9940Y-SWC19A05		.3123														
S9940Y-SWC19A06	1	.3748	1.67	.25	1.20	.130	.04	#8-32	1.51	.68	.499	1.87	.780	#4-40 .17 DP.	120 ± 12	14
S9940Y-SWC19A08		.4998														
S9940Y-SWC22A04		.2498														
S9940Y-SWC22A05		.3123														
S9940Y-SWC22A06	2	.3748	1.88	.29	1.34	.130	.04	#8-32	2.01	.74	.749	2.25	1.170	#4-40 .17 DP.	240 ± 24	28
S9940Y-SWC22A08		.4998														
S9940Y-SWC26A05		.3123														
S9940Y-SWC26A06		.3748														
S9940Y-SWC26A08	1	.4998	1.88	.32	1.31	.130	.04	#10-32	2.01	.74	.749	2.62	1.170	#8-32 .210 DP.	360 ± 36	43
S9940Y-SWC30A10		.6250														
S9940Y-SWC30A12		.7500														
S9940Y-SWC30A14		.8750														

* or ** See page 13-6

13-8
D820

REV:
4/24/23

1

R

T

1

2

3

4

5

6

7

8

9

10

11

12

13

14

15

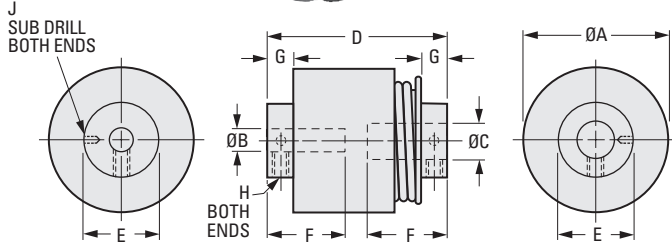
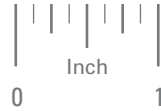
16

SPRING-WRAPPED SLIP COUPLINGS



COVERED BY U.S. PATENTS AND PATENTS PENDING

PHONE: 516.328.3300 • FAX: 516.326.8827 • WWW.SDP-SI.COM



INCH COMPONENT

Catalog Number	B Bore +.0010 -.0000	C Bore +.0010 -.0000	A Dia. ± .02	D ± .03	E Max.	F	G ± .02	J Sub Drill	Upper* Limit Torque ozf in.	Max. Dissip. Power watts	Unit Weight oz.
H Set Screw #2-56											
S9941Y-SWC05A22	.1250	.1250	.50	.89	.50	.43	.17	.029	5 ± .7	.6	.6
S9941Y-SWC05A23	.1250	.1875									
S9941Y-SWC05A33	.1875	.1875	.62	.98	.51	.46	.17	.029	8 ± 1.0	1.0	.9
S9941Y-SWC06A22	.1250	.1250									
S9941Y-SWC06A23	.1250	.1875	.1875	.1875	.1875	.1875	.1875	.1875	.1875	.1875	.1875
S9941Y-SWC06A33	.1875	.1875									
H Set Screw #4-40											
S9941Y-SWC08A33	.1875	.1875	.75	1.11	.63	.50	.19	.040	12 ± 1.2	1.5	1.2
S9941Y-SWC08A34	.1875	.2500									
S9941Y-SWC08A44	.2500	.2500	1.00	1.26	.76	.55	.19	.040	20 ± 2.0	2.4	2.6
S9941Y-SWC10A33	.1875	.1875									
S9941Y-SWC10A34	.1875	.2500	.2500	.2500	.2500	.2500	.2500	.2500	.2500	.2500	.2500
S9941Y-SWC10A44	.2500	.2500									
H Set Screw #6-32											
S9941Y-SWC13A44	.2500	.2500	1.25	1.43	1.01	.62	.25	.055	48 ± 5.0	5.7	3.8
S9941Y-SWC13A45	.2500	.3125									
S9941Y-SWC13A46	.2500	.3750	1.50	1.56	1.26	.73	.25	.055	88 ± 9.0	10.5	6.5
S9941Y-SWC13A55	.3125	.3125									
S9941Y-SWC13A56	.3125	.3750	.3125	.3125	.3125	.3125	.3125	.3125	.3125	.3125	.3125
S9941Y-SWC13A66	.3750	.3750									
S9941Y-SWC15A55	.3125	.3125	.3125	.3125	.3125	.3125	.3125	.3125	.3125	.3125	.3125
S9941Y-SWC15A56	.3125	.3750									
S9941Y-SWC15A58	.3125	.5000	.3750	.3750	.3750	.3750	.3750	.3750	.3750	.3750	.3750
S9941Y-SWC15A66	.3750	.3750									
S9941Y-SWC15A68	.3750	.5000	.5000	.5000	.5000	.5000	.5000	.5000	.5000	.5000	.5000
S9941Y-SWC15A88	.5000	.5000									

* See preceding page.

13-10
D820

REV:
4/24/23

1

R

T

1

2

3

4

5

6

7

8

9

10

11

12

13

14

15

16